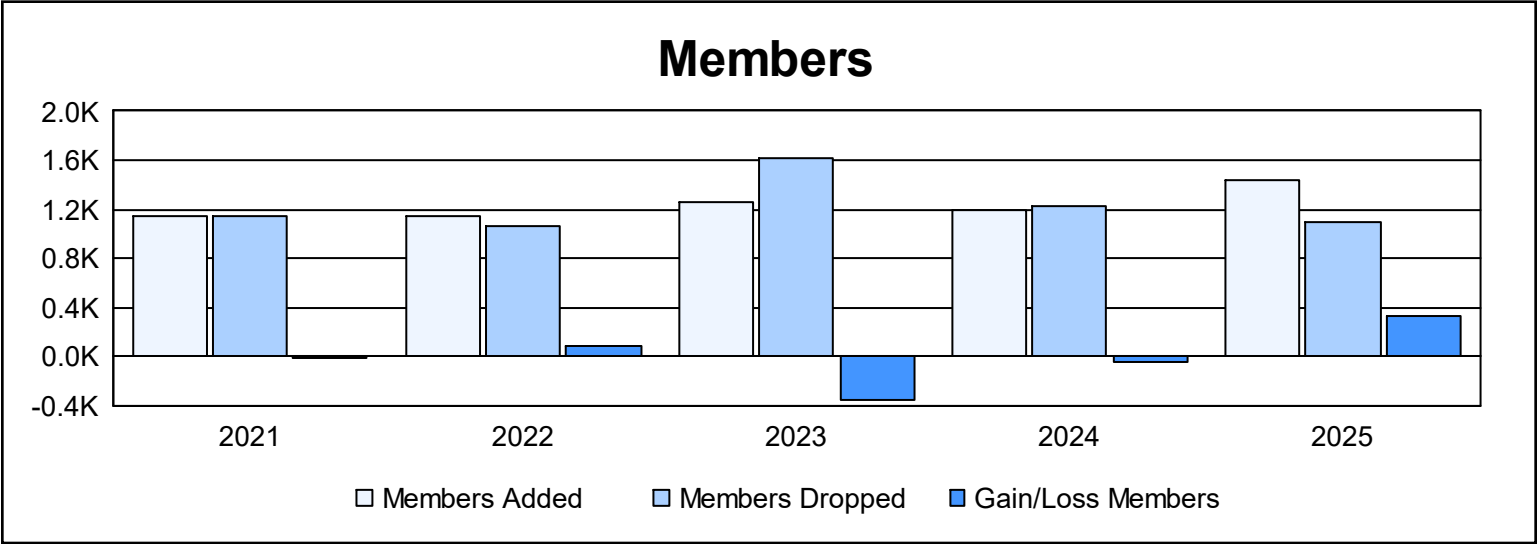
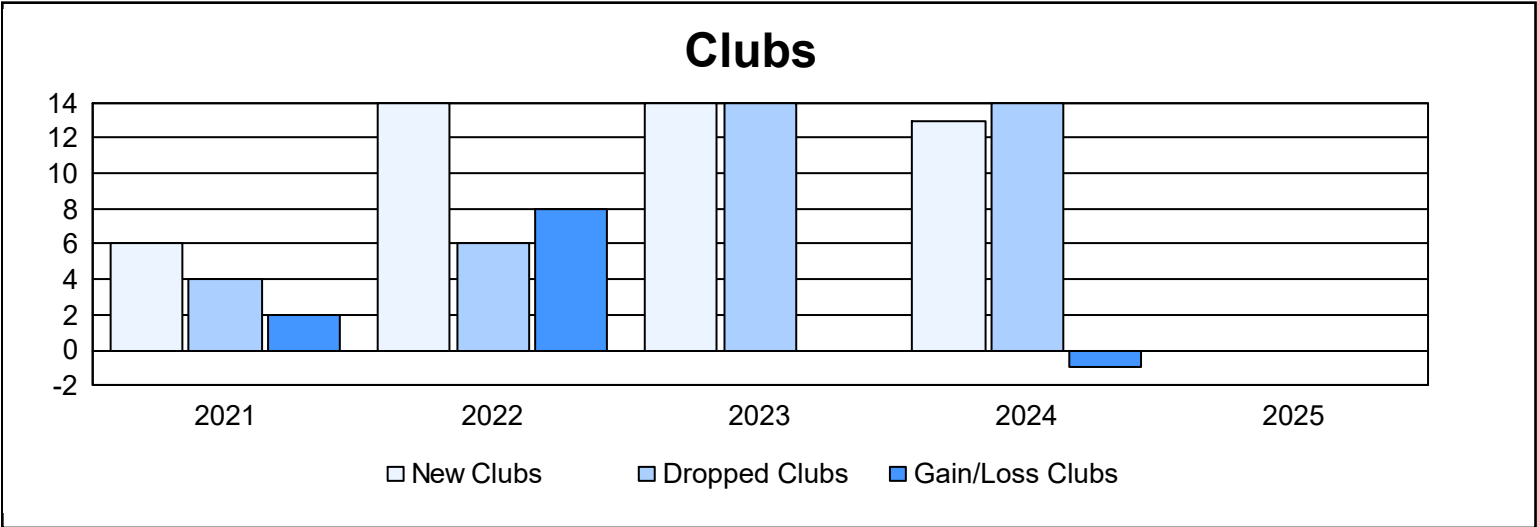
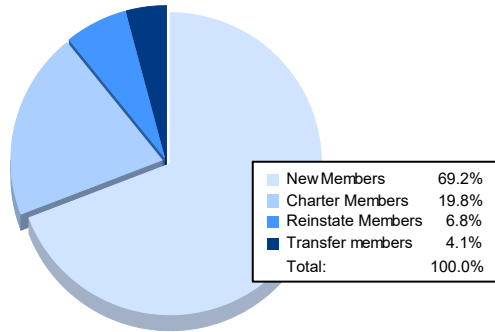


Year	New Clubs	Dropped Clubs	Gain/ Loss Clubs	New Members	Charter Members	Reinstate Members	Transfer Members	Total Member Added	Total Members Dropped	Gain/ Loss Members
2020-2021	6	4	2	810	200	92	35	1,137	1,152	-15
2021-2022	14	6	8	701	362	57	32	1,152	1,071	81
2022-2023	14	14	0	742	435	56	23	1,256	1,614	-358
2023-2024	13	14	-1	718	367	43	59	1,187	1,233	-46
2024-2025				993	284	98	59	1,434	1,100	334
Average	12	10	2	793	330	69	42	1,233	1,234	-1



### Membership Composition June 2025 Cumulative



### Gender Composition June 2025 Cumulative

